

CONNECTION



Connect battery cables to vehicle's battery.

OPERATION




Select appropriate adapter to fit into desired fluid reservoir, and connect to machine's black service hose.


Insert adapter into reservoir. If extracting oil or transmission fluid, insert nylon tube down dipstick tube the same length as the dipstick.



Open ball valve on hose. Flip switch on control panel to **"SERVICE MODE"** position. Use the pendant to control operation.




Press **"DRAIN"** to remove fluid through the black service hose, and **"FILL"** to add fluid through the red service hose.




When complete, flip switch to **"OFF"** position. Close ball valves on hoses.



DRAINING WASTE TANK



Connect open end hose to machine's black drain hose, and insert into approved waste container.



Flip switch on control panel to **"DRAIN"** position.

When complete, flip switch to **"OFF"** position.

