


CONNECTION




Add fresh differential fluid to the machine's new fluid bottle.
Connect battery cables to vehicle's battery.
Select appropriate adapters.



Attach the appropriate adapters to the black & red service hoses.
NOTE: Use larger suction wand whenever possible.




DRAINING DIFFERENTIAL



Open ball valve on black hose and insert adapter into vehicle's differential fill hole. Push pendant drain button to remove fluid from vehicle's differential.



FILLING DIFFERENTIAL



Open ball valve on red hose and insert adapter into vehicle's differential fill hole. Push pendant fill button to add fluid to vehicle's differential. Fill to recommended level.

